

Version 8 Features


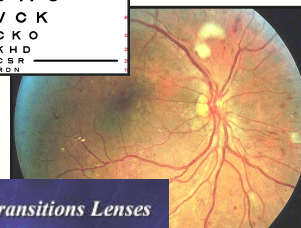
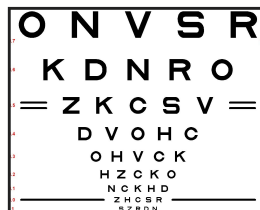
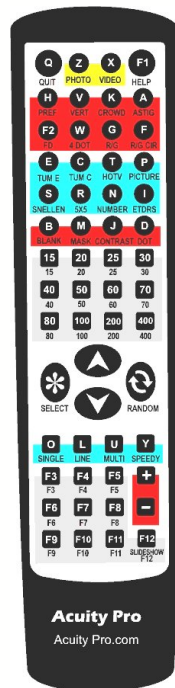
AcuityPro.com

▶ Visit our website to learn about all features. Now integrates with Marco e-phoropter Models RT-2100, RT 3100, RT 5100. All charts present in these instruments are available, as well as total use of the AP remote for AP specific features. New features also include ability to reduce number of lines on multi-line and reduce number of letters on single line. New Smart Randomization™ equally distributes more difficult and less difficult Snellen letters.

▶ OUR NEW REMOTE WILL FAST FORWARD YOUR EXAMS



▶ ONE CLICK FROM ACUITY, TO IMAGES TO VIDEO



▶ Our custom IR remote brings each Acuity Pro feature to a rapid one button push. Ten programmable keys allow "daisy chain" capability to add entire exam sequences to just one button.



- ACUITY TESTING
- PATIENT EDUCATION
- MARCO INTEGRATION



- Multiple Optotypes
- SmartRandomization
- Custom Exam Macros
- Path Photo Gallery
- Contrast Sensitivity
- Patient Education
- Video/Photo Imports
- Practice Marketing
- Looney Tunes Clips
- ETRS
- ANSI Compliant

VisionScience Software Price Guide:

Software Only:

- Acuity Pro 8.0 w/one license.....1695.00
- Extra licenses, same location..... 799.00
- Extra remote..... 95.00

Software + Computer All In One Bundle:

- 1st Complete System..... 3090.00

Includes:

- Acuity Pro Software
- ViewSonic Computer
- Wall Mount
- Gyration wireless keyboard + air mouse

- Subsequent Systems..... 2194.00



Scan the code at left to see all the great features of Acuity Pro.

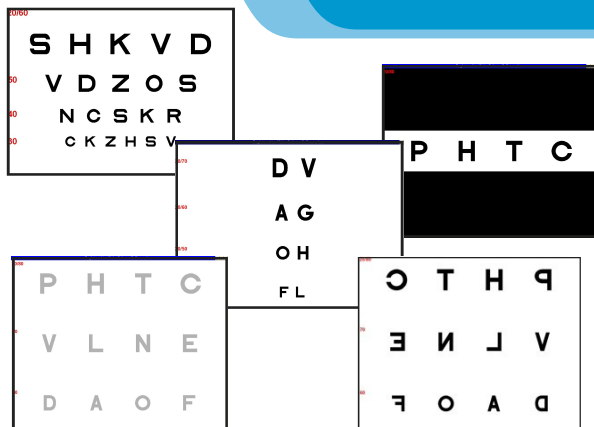


901 N Main Street - Elk City, OK 73644
 877-228-4890 / 580-243-1301 phone 580-243-1377 fax
 info@AcuityPro.com

WHAT OUR DOCTORS THINK



Acuity Pro is simple, effective, and designed by docs like you and me who have to live with their own program every day. These are tough combinations to beat. Get into the world of flat screen computerized eye charts right away. It's the most return you'll ever see for such a small investment. - Jay Petersma, O.D.



What makes us better:

- * **Unique Features only found in Acuity Pro!**
- * **56 key custom remote***
- * **Smart Randomization***
- * **Line length & multiline display choices***
- * **3 know letter sets for each line***
- * **Create video playlists***
- * **3 ETDRS charts w/random***
- Infinite randomize on all charts
- Precise optotypes, not fonts
- ANSI compliant
- English, Metric, Decimal, or LogMar display

- New Marco integration
- Software only or all in one systems
- Over 8000 units sold since 1999
- Free lifetime tech support
- Price breaks on multiple licenses
- Nanolectures based on NEI brochures
- Training—flash tutorials
- Dual monitor compliant
- New USB dongle license
- Smaller increments of larger optotypes for precise low vision measurements

We Think Outside the bulb...

▶ IT'S ABOUT DESIGN...

Developed by eye doctors and improved by user input, Acuity Pro is state of the art. In addition to acuity testing, we "thought outside the bulb" to provide a system that includes patient education, practice marketing, and an exceptionally easy to customize user interface. The brightness of the LCD monitor allows refraction in full or partial room illumination for 'real world' evaluation of LASIK and multi-focal contact lens patients. Now with MARCO e-phoropter integration, Acuity Pro makes more sense than ever before.

A feature set that set the standard...

▶ WINDOWS COMPATIBLE

Windows means compatibility. XP, Vista & Windows 7 compliant, along with dual monitor capability means less clutter in the exam room. Use the same computer for Acuity Pro, Ocutouch®, EyeMaginations®, EMR software, and imaging software including OPTOS® — plus any other windows software programs used. To cycle through the programs, simply use Windows alt-tab feature. Our new F3 function works on keyboard or remote to bounce between programs!

▶ SCHEDULED ENHANCEMENTS

Upgrades keep Acuity Pro ahead of the curve. Released approximately every 3 years, our upgrades add new features, refine old features, and take advantage of new technologies and trends.

▶ PERFECT FOR RESEARCH

The ability to control parameters makes Acuity Pro a natural for research. Laser vision correction, ARMD treatments, new IOL designs, new spectacle lens designs and coatings, and new contact lens material testing all depend upon reliable and reproducible results. Acuity Pro delivers consistency with accurate calibration, controlled brightness and contrast plus the ability to test under any room lighting condition. Acuity Pro was born in the clinic but is at home in any research facility where accuracy matters.

