

Version 9 Features

AcuityPro.com

▶ Version 9 will integrate with Marco Refraction Models: RT-2100, RT 3100 & RT 5100. All charts in these instruments are available as well as total use of the Acuity Pro remote for Acuity Pro specific functions. Other features include a new white on black optotype option, easy importation of photos or videos, manual advance in slideshow mode for Nanolectures®, 6 new ETDRS charts, improved crowding bar function, new fixation dot sizes, improved remote for better stability and picture in picture.

Software Only:

Acuity Pro 9.0 license.....\$995

Upgrade to 9.0.....\$499

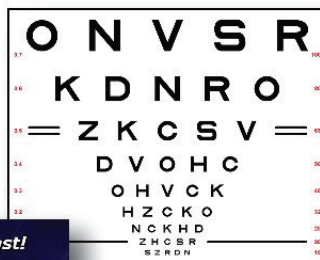
Software + Computer All In One Bundle:

All-In-One Complete System.....\$1995

Includes: Acuity Pro Software, All-In-One Computer, Wall Mount, Wireless keyboard/pointer, Acuity Pro Remote

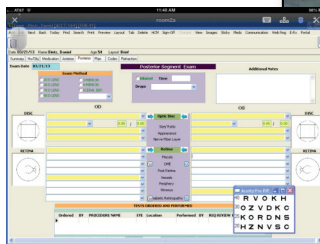



ONE CLICK FROM ACUITY TO IMAGES TO VIDEO



We Treat Red Eyes Fast!
(and more accurately than an ER or family doctor)

- Bacterial
- Allergic
- Viral
- Dry Eye
- Foreign Body
- Accidents



▶ PIP—VIEW MINI ACUITY PRO SCREEN ON PRIMARY SCREEN!



Acuity Pro

VisionScience Software

9.0

ACUITY TESTING

PATIENT EDUCATION

PRACTICE MARKETING

- Multiple Optotypes
- Smart Randomization
- Custom Exam Macros
- Path Photo Gallery
- Cartoons
- Contrast Sensitivity
- Patient Education
- Video/Photo Imports
- Practice Marketing
- ETDRS
- ANSI Compliant
- License Portability
- Faster Refractions



901 N Main Street
Elk City, OK 73644
580.243.1301 phone
580.243.1377 fax

“Think Outside the Bulb”


With over 15 years of sales and 8000+ installations around the world, we are the industry leader in computer generated eye charts.



info@acuitypro.com

Visit AcuityPro.com for more!

info@acuitypro.com



Acuity Pro was chosen for the Ocular Health Study being conducted on the International Space Station


WHAT OUR DOCTORS THINK...

- ▶▶ Acuity Pro is simple, effective and designed by docs like you and me who have to live with their own program every day. These are tough combinations to beat. Get into the world of flat screen computerized eye charts right away. It's the most return you'll ever see for such a small investment. - Jay Petersma, O.D.

We Think Outside The Bulb...


IT'S ABOUT DESIGN

Developed by doctors and improved by user input, Acuity Pro truly "Thinks Outside the Bulb" to provide a system that includes patient education and practice marketing. It is also exceptionally easy use and customize. Being software based, the license can be moved to other computers or placed on a laptop for portable use at school screenings, nursing homes or home visits. The software allows Acuity Pro to be used in a dual monitor setting, eliminating the need for a dedicated computer.




What Makes Us Better...

- Easy and Faster Refractions
- 56 Key Custom Remote
- Smart Randomization
- Multiline Display Choices
- 3 Letter Sets for Each Line
- Create Video Playlists
- 6 ETDRS Charts + Random
- Infinite Randomize on Charts
- Precise Optotypes, not fonts
- ANSI Compliant
- English, Metric, Decimal, or LogMar Display
- Marco Integration
- Software Only or All-in-One Systems + USB Licenses
- Free Lifetime Tech Support
- Training—flash tutorial
- Dual Monitor Compliant
- Smaller Increments of Larger Optotypes for Low Vision



A Feature Set That Sets The Standard...



▶ ACCURATE AND FASTER

Not only does a bulb projector get dimmer every day, the slides, bulb and lenses gather dust daily. The brightness and consistency of the LCD monitor allows for refraction in a full or partial illuminated room for 'real world' evaluation of LASIK and multi-focal contact lens patients. Now with MARCO e-phoropter integration, Acuity Pro makes perfect sense.

▶ RESEARCH READY

The ability to control parameters makes Acuity Pro a natural for research. ARMD treatments, new IOL designs, new spectacle lens designs and new contact lens material testing all depend upon reliable and reproducible results. Acuity Pro delivers consistency with accurate calibration and controlled brightness and contrast. Acuity Pro was born in the clinic but is at home in any research facility where accuracy matters.

▶▶ AcuityPro.com